




Mesh Cable Tray Systems

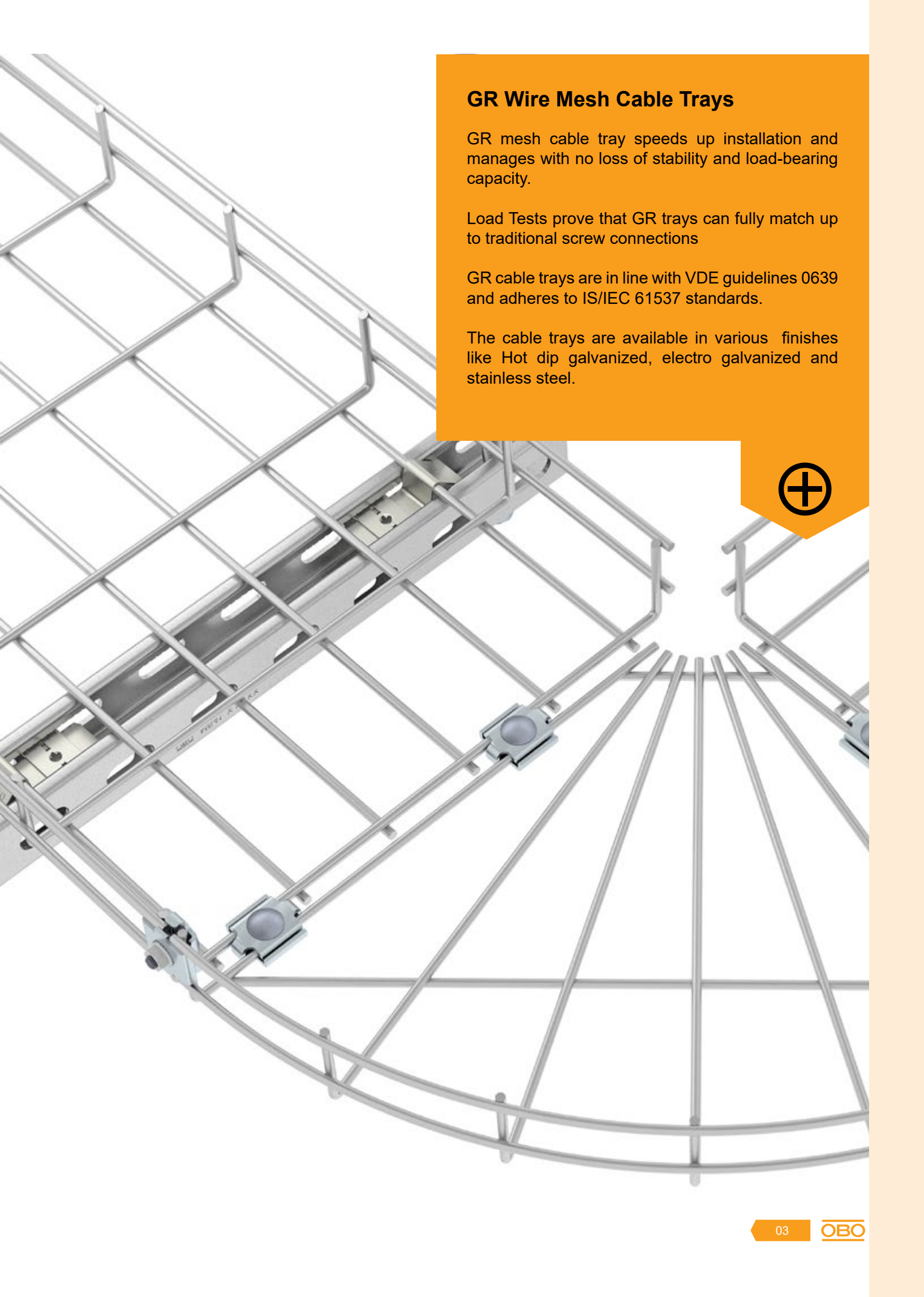


Wire Mesh Cable Trays

OBO Bettermann's mesh cable tray systems are ideal basis for quick, safe and economical cable routing in all areas of professional electrical installations. The GR mesh cable tray with various shapes, side heights, surfaces and range of accessories are ideal for satisfying the most varied cable routing requirements.

Installation time is an important factor when it comes to choosing cable trays and with these mesh cable trays, OBO Bettermann can offer a true system innovation. OBO mesh cable trays are available in a wide variety of surface designs that enable them to be used in both indoor and outdoor applications.





GR Wire Mesh Cable Trays

GR mesh cable tray speeds up installation and manages with no loss of stability and load-bearing capacity.

Load Tests prove that GR trays can fully match up to traditional screw connections

GR cable trays are in line with VDE guidelines 0639 and adheres to IS/IEC 61537 standards.

The cable trays are available in various finishes like Hot dip galvanized, electro galvanized and stainless steel.



Installation Principle

The system's effectiveness is provided by the perfectly formed mesh cable tray for screwless straight connection, complemented by the wide range of well-thought out system components.

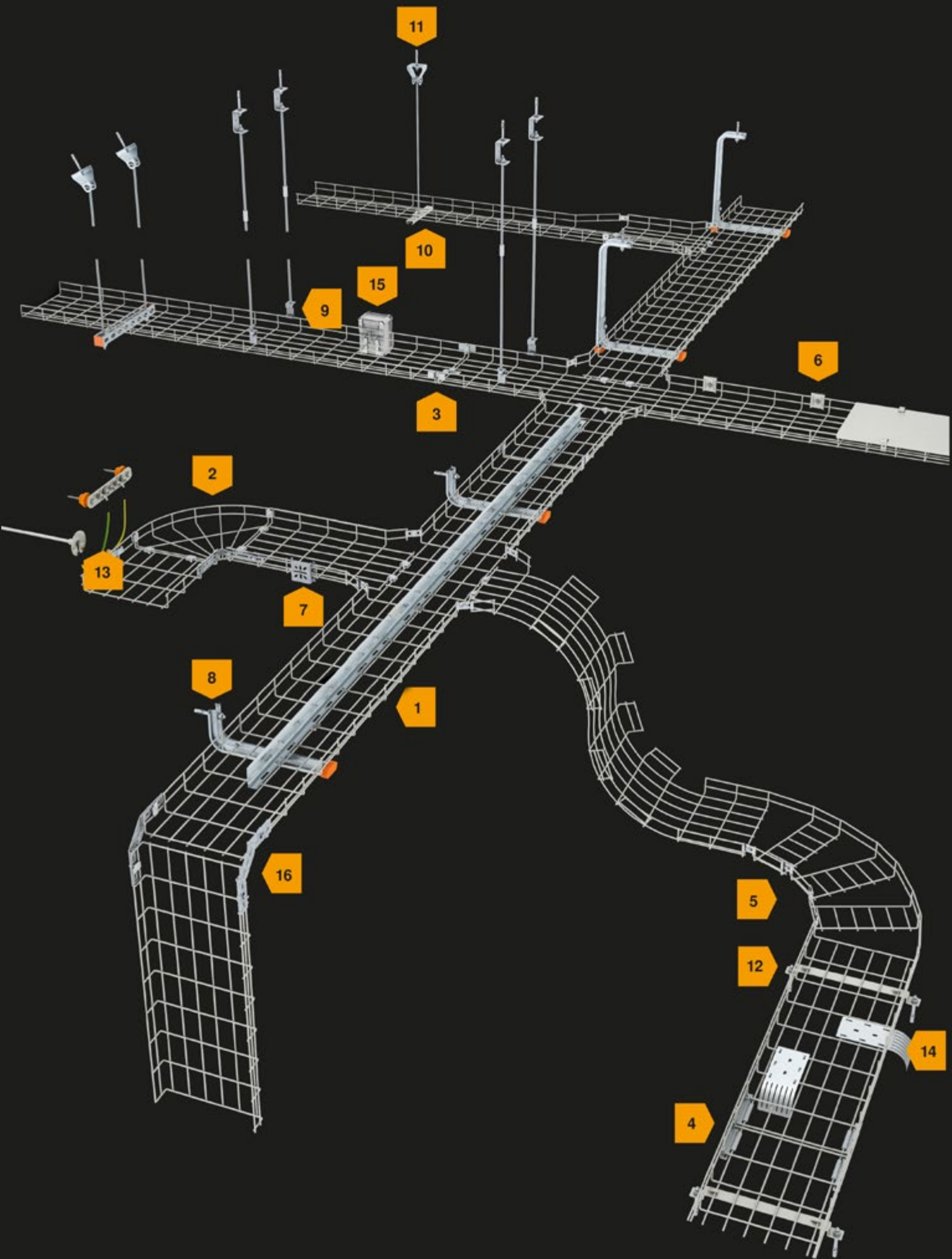
Exceptional ease of use is also a priority for all additional fastening and system components, for example when creating bends of different radii with special corner connectors.



1	Mesh Cable Tray GR
2	90° Mesh Cable Tray bend
3	Quick connector
4	Mesh Cable tray connector, long
5	Corner Connector
6	Wall and central fastener
7	Mounting plate MPG
8	Wall and support bracket
9	Side holder
10	Centre suspension
11	Ceiling bracket, variable
12	Spacer clamp
13	Earthing terminal with earthing screw
14	Cable exit plate
15	Fastening element for junction boxes
16	Installation profile

Scan below to watch the installation Video of Wire Mesh Cable





Wire Mesh Cable Trays

GR Mesh Cable tray

Side height - 55mm

Article No.	Article Type	W (mm)	ø (mm)
6000117	GR 55 50 FT	50	3.9
6000118	GR 55 100 FT	100	3.9
6000150	GR 55 150 FT	150	3.9
6005039	GR 55 200V FT	200	4.8
6000304	GR 55 300 FT	300	4.8
6000401	GR 55 400 FT	400	4.8
6000509	GR 55 500 FT	500	4.8
6000606	GR 55 600 FT	600	4.8

Article No.	Article Type	W (mm)	ø (mm)
6004806	GR 55 050 G	50	3.9
6004814	GR 55 100 G	100	3.9
6004822	GR 55 150 G	150	3.9
6004830	GR 55 200V G	200	4.8
6004849	GR 55 300 G	300	4.8
6004857	GR 55 400 G	400	4.8
6004865	GR 55 500 G	500	4.8
6000770	GR 55 600 G	600	4.8

Article No.	Article Type	W (mm)	ø (mm)
6000904	GR 55 50 A2	50	3.8
6000908	GR 55 100 A2	100	3.8
6000912	GR 55 150 A2	150	3.8
6000916	GR 55 200V A2	200	4.8
6000924	GR 55 300 A2	300	4.8
6000932	GR 55 400 A2	400	4.8
6000940	GR 55 500 A2	500	4.8
6000959	GR 55 600 A2	600	4.8

Side height - 105mm

Article No.	Article Type	W (mm)	ø (mm)
6003109	GR 105 100 FT	100	3.9
6003168	GR 105 150 FT	150	3.9
6003206	GR 105 200 FT	200	4.8
6003303	GR 105 300 FT	300	4.8
6003400	GR 105 400 FT	400	4.8
6003508	GR 105 500 FT	500	4.8
6003605	GR 105 600 FT	600	4.8

Article No.	Article Type	W (mm)	ø (mm)
6002838	GR 105 100 G	100	3.9
6002803	GR 105 150 G	150	3.9
6002846	GR 105 200 G	200	4.8
6002854	GR 105 300 G	300	4.8
6002927	GR 105 400 G	400	4.8
6002935	GR 105 500 G	500	4.8
6002943	GR 105 600 G	600	4.8

Article No.	Article Type	W (mm)	ø (mm)
6002811	GR 105 100 A2	100	3.8
6002815	GR 105 150 A2	150	3.8
6002749	GR 105 200 A2	200	4.8
6002862	GR 105 300 A2	300	4.8
6002870	GR 105 400 A2	400	4.8
6002874	GR 105 500 A2	500	4.8
6002878	GR 105 600 A2	600	4.8

Accessories for Wire Mesh Cable Trays

Connector

Article No.	Article Type
6016596	GSV 34 G
6016634	GSV 34 FT
6016642	GSV 34 A2

Mesh cable tray connector, long

Article No.	Article Type
6016680	GRV 245 FS
6016684	GRV 245 DD
6016688	GRV 245 A4

Quick Connector

Article No.	Article Type
6016561	GRS 4.8 DD
6016545	GRS 3.9 DD

Corner Connector

Article No.	Article Type
6016715	GEV 36 G
6016723	GEV 36 FT
6016731	GEV 36 A2

Clamping Piece

Article No.	Article Type
6016855	GKS 34 G
6016820	GKS 34 FT
6016839	GKS 34 A2

Hold-down Clamp

Article No.	Article Type
6017037	GKT 38 G
6017061	GKT 38 FT
6017045	GKT 38 A2

* For Barrier Strip only

Hold-down clamp

Article No.	Article Type
6015263	GKS 50 07 FS
6015276	GKS 50 11 FS
6015271	GKS 50 07 FT
6015278	GKS 50 11 FT
6015280	GKS 50 11 A4

Side Holder

Article No.	Article Type
6015336	SH M10 FS
6015338	SH M10 FT
6015340	SH M10 A4

Wall Clamp and central hanger

Article No.	Article Type
6017160	WB GR FT
6017164	WB GR A4

Wall Clamp and central hanger

Article No.	Article Type
6437109	K12 1818 FS
6016421	K12 1818 A2

Drop-out plate

Article No.	Article Type
6220139	KAB GR FS
6220142	KAB GR FT
6220145	KAB GR A2

End Cap

Article No.	Article Type
6003750	GR KS 3.9 OR
6003754	GR KS 4.8 OR

W - Width ø - Wire Diameter

FT Hot-dip Galvanized
 FS Strip galvanised
 G Electro galvanised
 A2 Stainless Steel
 St Steel
 PVC PVC
 A4 Stainless Steel

Accessories for Wire Mesh Cable Trays

Earthing terminal with fastening thread



Article No.	Article Type
6404006	EKL 25 M6
6404014	EKL 35 M6

Earthing terminal for cables and flat conductors



Article No.	Article Type
5043107	939

Cover clamp, Universal



Article No.	Article Type
6065600	DKU A2

Ceiling Bracket



Article No.	Article Type
6343090	K 6 101 FS
6343104	K 6 101 FT

TP Profile



Article No.	Article Type
6366090	TPSG 3000 FS

Threaded Rod



Article No.	Article Type
3141128	TR M8 1M G
3141209	TR M10 1M G
3141306	TR M12 1M G

Mounting Plate



Article No.	Article Type
6006486	MPG 65 FT
6006487	MPG 90 FT
7084773	MP UNI FS
7085133	MP UNI A2

Bolt Cutter



Article No.	Article Type
6017700	GR BSI

Identification Clip



KS GR LGR	KS GR VKG	KS GR OR	KS GR ZGB	KS GR LBL	KS GR SGN
Light Grey	Traffic Grey	Pastel Orange	Zinc Yellow	Light Blue	Signal Green
6017710	6017711	6017712	6017713	6017714	6017715

Cover



Article No.	Article Type	W (mm)
6052056	DRLU 050 FS	50
6052103	DRLU 100 FS	100
6052153	DRLU 150 FS	150
6052210	DRLU 200 FS	200
6052307	DRLU 300 FS	300
6052405	DRLU 400 FS	400
6052512	DRLU 500 FS	500
6052609	DRLU 600 FS	600
6052821	DRLU 050 A2	50
6052824	DRLU 100 A2	100
6052828	DRLU 150 A2	150
6052831	DRLU 200 A2	200
6052834	DRLU 300 A2	300
6052837	DRLU 400 A2	400
6052841	DRLU 500 A2	500
6052844	DRLU 600 A2	600

Standoff bracket



Article No.	Article Type	W (mm)
6015646	DBLG 20 050 FS	50
6015654	DBLG 20 100 FS	100
6015658	DBLG 20 150 FS	150
6015662	DBLG 20 200 FS	200
6015670	DBLG 20 300 FS	300
6015689	DBLG 20 400 FS	400
6015693	DBLG 20 500 FS	500
6015697	DBLG 20 600 FS	600
6015648	DBLG 20 050 FT	50
6015656	DBLG 20 100 FT	100
6015660	DBLG 20 150 FT	150
6015664	DBLG 20 200 FT	200
6015672	DBLG 20 300 FT	300
6015691	DBLG 20 400 FT	400
6015695	DBLG 20 500 FT	500
6015699	DBLG 20 600 FT	600

Mounting for Wire Mesh Cable Trays



Screwed Straight connection with joint connectors

Creation of a screwed straight connection with joint connectors, type GSV 34



Screwless Straight connection with quick connectors, long

Creation of a screwless straight connection using a quick connector, type GRV



Screwless Straight connection with quick connectors

Creation of a screwless straight connection with quick connectors, type GRS




Ceiling mounting application

Mounting of mesh cable tray with support, type US 3K series and appropriate wall and support bracket AW 15 series.




Wall mounting of mesh cable trays

Wall mounting of mesh cable trays with wall bracket, type K 12 1818. Used for Light duty applications



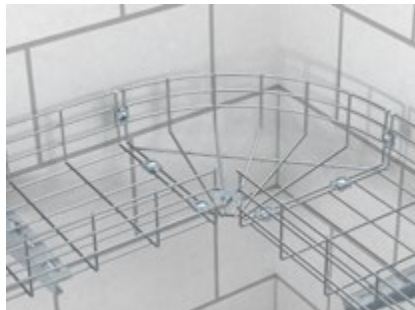
Screwless barrier strip fastening

Screwless fastening of a barrier strip with clamping piece, type KSGR . This connection is made using the barrier strip connector TSGV



Screwed-on barrier strip fastening in mesh cable trays

Fastening a barrier strip in mesh cable trays with clamp, type GKT 38.



Installation of a mesh cable tray bend

Installation of a mesh cable tray bend, type GRB 90, with joint connectors, type GSV 34, and corner connector, type GEV 36.



Installation of a mesh cable tray bend

Installation of a complete mesh cable tray bend using joint connectors, type GSV 34, and bent slotted steel strap.



Creation of a mesh cable tray bend – angular, overlapping

After appropriate cutting of the mesh cable trays, they can, together with joint connectors, type GSV 34, and an overlapping bent slotted steel strap, be combined to an angular mesh cable tray bend.



Creation of a mesh cable tray bend – angular

After appropriate cutting of the mesh cable trays, they can, together with joint connectors, type GSV 34, and a bent slotted steel strap, be combined to a non-overlapping, angular mesh cable tray bend.



Creation of a mesh cable tray bend – round, overlapping

After appropriate cutting of the mesh cable trays, they can, together with joint connectors, type GSV 34, and an overlapping bent slotted steel strap, be combined to a round mesh cable tray bend.

Mounting for Wire Mesh Cable Trays



Creation of a mesh cable tray bend - round

Cutting out every second grid allows the creation of mesh cable tray bends with a larger radius. Fixing takes place using corner connectors, type GEV 36.



Rising and falling bends

Rising and falling vertical bends can be created by cutting every second grid in the side rail of the mesh cable tray.



Creation of a mesh cable tray tee

After cutting the side rails and bending the straps, the corner connector, type GEV 36, and the joint connector, type GSV 34, can be used to create tees.



Creation of a mesh cable tray cross-over

After cutting the side rails and bending the straps, the corner connector, type GEV 36, and the joint connector, type GSV 34, can be used to create cross-overs.



Creation of a vertical exit

After cutting the mesh cable tray base, the vertically branching, cut mesh cable tray can be fixed using the joint connector, type GSV 34.



Creation of a reduction

Reductions are possible by single-sided cutting of different mesh cable tray widths, bending the flaps in req. direction and using connectors of type GEV 36 and GSV 34.




Hold-down clip on MS profile rail

Screwless and quick fastening of mesh cable trays onto MS profile rails using fastening clips of type BD GR 4.8 VA for wire thicknesses of 3.9 or 4.8 mm.



Centre suspension

Suspension of a mesh cable tray using threaded rod, type TR, and central suspension hanger, type K12 1818. Use with widths of up to 200 mm.



Trapeze suspension

Suspension of a mesh cable tray using threaded rod, type TR, and central suspension hanger, type K12 1818. Use with widths of 300 mm or more.



Suspension with central suspension hanger

Suspension of a mesh cable tray with central suspension hanger, type GMS, and clamp, type GKS 50.



Suspension with side holder


Suspension of a mesh cable tray with side holders, type SH M 10 and threaded rods, type TR/M10.



Mounting plate


Screwless quick fastening of the mounting plate, type MP UNI.

Mounting for Wire Mesh Cable Trays



Direct floor fastening

Direct floor mounting of mesh cable trays using clamp, type GKS 50.



Mounting adapter for mesh cable trays on stand systems

Mounting system TrayFix for fastening mesh cable trays on FangFix blocks of 10 or 16 kg for cable routing on flat roofs / floors.



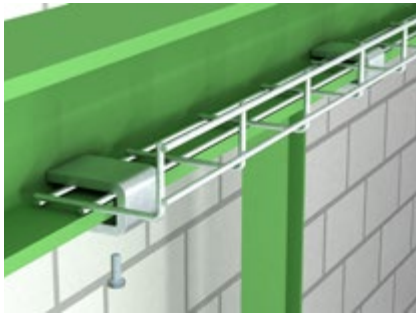
Cover mounting

Mesh cable tray with cover, type DRLU. Cover fastening with cover clamp, type DKU, on the transverse wire of the mesh cable tray.



Girder clamping application

Vertical mesh cable tray mounting, fixed with beam clamp, type BFK, and clamp, type GKS 50, to steel girder.




Installation of mesh angle

Fastening of the mesh angle, type GW 40/80, to steel girders using beam clamps, type KL 20 or KL 30.



Mesh cable tray with cable exit plate

Cable exit plate for screwless mounting in mesh cable trays. The cable exit plate allows maintenance of prespecified bend radii.




Mesh cable tray with cable exit plate

The cable exit plate can be installed in lengthwise and transverse directions.



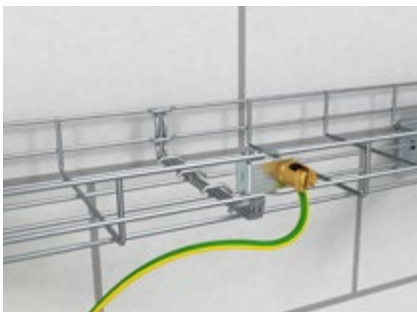
Side Holder for Cable Glands

Installation of the conduit take off bracket, type SH KAB, for accepting cable glands.




Stand-off of mesh cable trays

Floor stand-off of mesh cable trays with the stand-off bracket, type DBLG 20 series. Screwless fastening of the mesh cable tray on the stand-off bracket using clamping lugs.



Earthing terminal

Earthing screw for fastening the equipotential bonding wire to the cable support system.



Identification plate

Installation of the identification plate, type KS-GR, in the side rail of the mesh cable tray.

As flexible as your work

Mesh cable trays cannot always be routed lengthways. Depending on the application, it is necessary to overcome structural obstacles or to make unusual changes of direction, horizontally and vertically. As the OBO mesh cable trays can be cut to size as required and the system has an extensive range of accessories, it can be adapted to any structural conditions.



Sales Offices:

NORTH

OBO Bettermann India Pvt Ltd.

212, Ansal Chamber-II,
9, Bhikaji Cama Place,
New Delhi - 110066

Phone: +91 11 41727344

EAST

OBO Bettermann India Pvt Ltd.

BJ-249, Sector - II, Salt Lake
Kolkata - 700091

Mobile: +91 78240 34358

WEST

OBO Bettermann India Pvt Ltd.

Excellencia Lodha Supremus
Unit No : 10, 1st Floor, Road No 22
Wagle Estate
Thane (W) - 400604

Mobile: +91 08879637276

SOUTH 1

OBO Bettermann India Pvt Ltd.

Plot No. A - 51, SIPCOT industrial
Growth Centre,
Oragadam, Sriperumbudur Taluk,
Kancheepuram District - 602 105,
Tamil Nadu, India

Mobile: +91 99625 36186

SOUTH 2

OBO Bettermann India Pvt Ltd.

No 32, 1st Cross, 17th Main Road,
BTM Layout, 1st Stage
Bengaluru - 560069

Phone: +91 080 42062651

Territory Locations:

Ahmedabad
9638432920

Bhubaneswar
9042624814

Chandigarh
8939993152

Coimbatore
9962537190

Ernakulam
8879637273

Gujarat
8939993198

Guwahati
9836400525

Hyderabad
8939993192

Nagpur
7824034666

Indore
8939993193

Jamshedpur
9384018641

Lucknow
8939993154

Pune
8879637627

Visakhapatnam
9966008211

Patna
9708354536

Puducherry
9962537183

Raipur
9384018643

Thiruvananthapuram
8939993130

Vadodara
8939993198

OBO BETTERMANN INDIA PVT LTD.

Plot No: A-51, SIPCOT Industrial Growth Center,
Oragadam, Sriperumbudur Taluk,
Kancheepuram District - 602 105,
Tamil Nadu, India

Mob: +91 89399 04000

Email: info@oboindia.com

www.oboindia.com

KTS - WRM - 2021-001

Building Connections

