

The new generation of data cable protection

The PDP(-OS) device series offers reliable protection of measurement and control technology systems

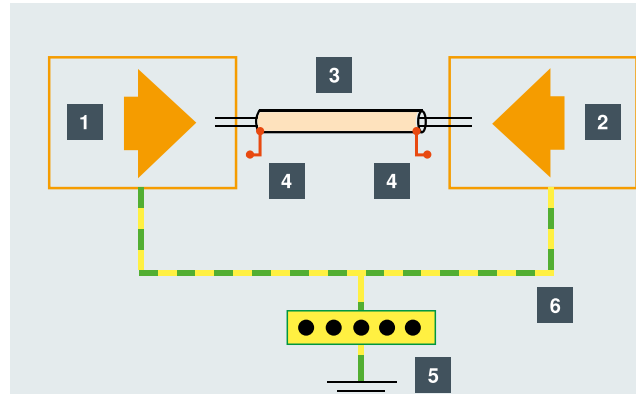
Data cable protection and EMC

Measurement and control technology forms the core of modern industrial companies. In this era of Industry 4.0, they enable the automated control and remote monitoring of systems, sensors and actuators.

To ensure system availability and prevent financial losses due to production downtimes, OBO surge protective devices protect electronics against damage caused by lightning strikes and surge voltages.


Due to their sensitive signal levels, data cables are particularly susceptible to interference, meaning that cable shields are used to minimise this. However, if the shield of a data cable is not earthed, then such influences cannot be arrested. In this case, the cable, and thus communication, is not protected against inductive, magnetic and capacitive coupling or crosstalk.

For effective protection of the system, it is important that the cable shields are connected to the equipotential bonding at both ends. The connection can be made directly or indirectly. For this reason, the PDP series offers devices for directly and indirectly earthed systems.



1	Device 1
2	Device 2
3	Data cable
4	Shield not connected
5	Equipotential busbar
6	Earth connection

Cable without shield connection



Direct shield earthing

The direct earthing of the shield on both sides should always be chosen when dealing with cables which are routed within a building and the earthing potentials do not differ from each other at the ends of the cable. This guarantees good protection against inductive, magnetic and capacitive couplings.

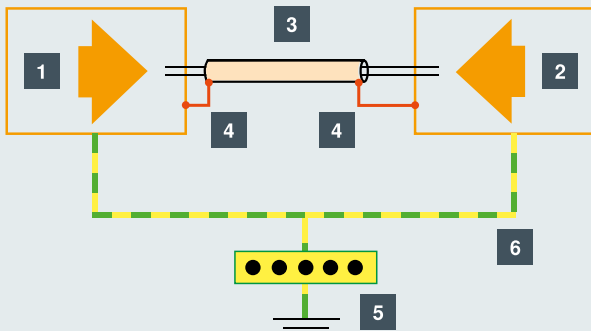
Indirect shield earthing

When dealing with particularly long cables or cables between buildings, it is wise to earth the shield indirectly on one side. For this, the shield is connected with the earth potential directly at one end of the cable and using a GDT* at the other end.

This prevents a possible load on the shield due to compensation currents through potential differences of the different earthing systems, as the spark gap insulates the connection to the second earth potential.

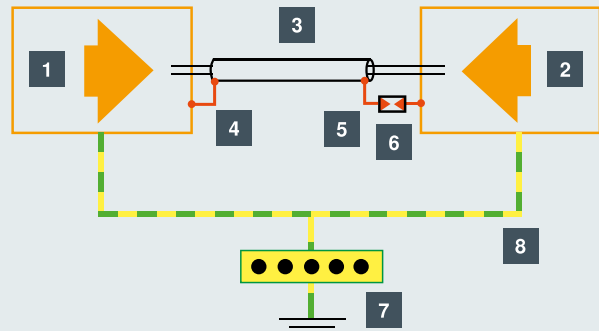
If a surge voltage does occur, then the spark gap ignites due to the very high potential difference, becomes low resistance and arrests the current.

*) Gas-filled surge arrester/spark gap (gas discharge tube)



1	Device 1
2	Device 2
3	Data cable
4	Shield connected at both ends
5	Equipotential busbar
6	Earth connection


Cable shield earthed at both ends



1	Device 1
2	Device 2
3	Data cable
4	Direct connection to earth
5	Indirect connection to earth
6	Gas discharge tube
7	Equipotential busbar
8	Earthing cable

Indirect earth on one side

PDP and PDP-OS



The universal data cable protection devices of the type PDP supplement the OBO portfolio of measurement and control technology protection with a product series with plug-in arresters.

In combination with the PS power supply, the PDP-OS devices also offer visual signalling. Remote signalling is also possible via the power supply.

Overview of PDP and PDP-OS


- Tested according to DIN EN 61643-21 (D1/C2)
- Frequency range up to 100 MHz
- Variants for directly and indirectly earthed shield systems
- Total discharge current I_{total} 20 kA
- Impulse durability I_{imp} 2.5 kA
- Nominal discharge current, line-line and line-earth I_n 10 kA
- Earthing via DIN rail or connection cable possible



PDP

PDP-OS

PS



Connectable plug-in arresters

- No rewiring work during maintenance and plug-in arrester replacement
- High system availability: No signal interruption when no plug-in arrester is connected
- Voltage coding prevents incorrect assignment

A block with up to 25 surge protective devices can be connected to each power supply


Combination of all the PDP-OS variants possible in a single block



With LED function display for visual signalling

Option of remote signalling of the entire block via the power supply

Visual signalling on each OS surge protective device



Mounting of the PDP-OS variant with power supply and bus connector



Reliable protection in every detail

Direct earthing				
Type	PDP-2-5-D	PDP-2-5-D-OS	PDP-2x2-5-D	PDP-2x2-5-D-OS
Item no.	5080301	5080341	5080317	5080357
Visual and remote signalling	–	✓	–	✓
Maximum continuous voltage $U_{C\ DC}$			6 V	
Maximum continuous voltage $U_{C\ AC}$			4.2 V	
Voltage protection level $U_{P\ wire-wire}$ (C2: 10 kV/5 kA)			140 V	

Type	PDP-2-12-D	PDP-2-12-D-OS	PDP-2x2-12-D	PDP-2x2-12-D-OS
Item no.	5080303	5080343	5080319	5080359
Visual and remote signalling	–	✓	–	✓
Maximum continuous voltage $U_{C\ DC}$			16 V	
Maximum continuous voltage $U_{C\ AC}$			12 V	
Voltage protection level $U_{P\ wire-wire}$ (C2: 10 kV/5 kA)			150 V	

Type	PDP-2-24-D	PDP-2-24-D-OS	PDP-2x2-24-D	PDP-2x2-24-D-OS
Item no.	5080305	5080345	5080321	5080361
Visual and remote signalling	–	✓	–	✓
Maximum continuous voltage $U_{C\ DC}$			30 V	
Maximum continuous voltage $U_{C\ AC}$			21 V	
Voltage protection level $U_{P\ wire-wire}$ (C2: 10 kV/5 kA)			150 V	

Type	PDP-2-48-D	PDP-2-48-D-OS	PDP-2x2-48-D	PDP-2x2-48-D-OS
Item no.	5080307	5080347	5080323	5080364
Visual and remote signalling	–	✓	–	✓
Maximum continuous voltage $U_{C\ DC}$			52 V	
Maximum continuous voltage $U_{C\ AC}$			37 V	
Voltage protection level $U_{P\ wire-wire}$ (C2: 10 kV/5 kA)			200 V	

Other product data	
Mounting type	DIN rail
Voltage protection level $U_{P\ wire-earth}$ (C2: 10 kV/5 kA)	1.3 kV
Voltage protection level $U_{P\ shield-earth}$ (C2: 10 kV/5 kA)	–
Nominal discharge current (8/20 μ s) $I_{n\ wire-wire}$	10 kA
Nominal discharge current (8/20 μ s) $I_{n\ wire-earth}$	10 kA
Impulse durability (8/20 μ s) $I_{wire-wire}$	C2: 10 kV/5 kA
Impulse durability (8/20 μ s) $I_{wire-earth}$	C2: 10 kV/5 kA
Impulse durability (8/20 μ s) $I_{total\ wire-earth}$	20 kA
Impulse discharge current (10/350 μ s) $I_{imp\ wire-earth}$	D1: 2.5 kA
Impulse discharge current (10/350 μ s) $I_{total\ wire-earth}$	D1: 5 kA

Product data, power supply	Item no.	U_{in}	U_{BUS}
PDP-PS	5080452	10...30 V DC	5 V DC

Indirect earthing			
PDP-2-5-I	PDP-2-5-I-OS	PDP-2x2-5-I	PDP-2x2-5-I-OS
5080309	5080349	5080325	5080365
-	✓	-	✓
6 V			
4.2 V			
140 V			
PDP-2-12-I	PDP-2-12-I-OS	PDP-2x2-12-I	PDP-2x2-12-I-OS
5080311	5080351	5080327	5080367
-	✓	-	✓
16 V			
12 V			
150 V			
PDP-2-24-I	PDP-2-24-I-OS	PDP-2x2-24-I	PDP-2x2-24-I-OS
5080313	5080353	5080329	5080369
-	✓	-	✓
30 V			
21 V			
150 V			
PDP-2-48-I	PDP-2-48-I-OS	PDP-2x2-48-I	PDP-2x2-48-I-OS
5080315	5080355	5080331	5080371
-	✓	-	✓
52 V			
37 V			
200 V			
DIN rail			
1.5 kV			
1.3 kV			
10 kA			
10 kA			
C2: 10 kV/5 kA			
C2: 10 kV/5 kA			
20 kA			
D1: 2.5 kA			
D1: 2.5 kA			
Remote signalling		Max. quantity PDP-OS	
Potential-free changeover (NO/NC)		25 pieces	

Scope of delivery



PDP



PDP-OS



PDP-PS

Sales Offices:

NORTH

OBO Bettermann India Pvt Ltd.

212, Ansal Chamber-II,
9, Bhikaji Cama Place,
New Delhi - 110066

Phone: +91 11 41727344

EAST

OBO Bettermann India Pvt Ltd.

BJ-249, Sector - II, Salt Lake
Kolkata - 700091

Mobile: +91 78240 34358

WEST

OBO Bettermann India Pvt Ltd.

Excellencia Lodha Supremus
Unit No : 10, 1st Floor, Road No 22
Wagle Estate
Thane (W) - 400604

Mobile: +91 88796 37276

SOUTH 1

OBO Bettermann India Pvt Ltd.

Plot No. A - 51, SIPCOT industrial
Growth Centre,
Oragadam, Sriperumbudur Taluk,
Kancheepuram District - 602 105,
Tamil Nadu, India

Mobile: +91 99625 36186

SOUTH 2

OBO Bettermann India Pvt Ltd.

No 32, 1st Cross, 17th Main Road,
BTM Layout, 1st Stage
Bengaluru - 560069

Phone: +91 080 42062651

Territory Locations:

Ahmedabad
9638432920

Bhubaneswar
9042624814

Chandigarh
8939993152

Coimbatore
9962537190

Ernakulam
8879637273

Gujarat
8939993198

Guwahati
9836400525

Hyderabad
8939993192

Nagpur
7824034666

Indore
8939993193

Jamshedpur
9661801372

Lucknow
8939993154

Pune
8879637627

Visakhapatnam
8939993195

Patna
8939993172

Puducherry
9962537183

Raipur
9384018643

Thiruvananthapuram
8939993130

Vadodara
8939993198

OBO BETTERMANN INDIA PVT LTD.

Plot No: A-51, SIPCOT Industrial Growth Center,
Oragadam, Sriperumbudur Taluk,
Kancheepuram District - 602 105,
Tamil Nadu, India

Mob: +91 89399 04000

Email: info@oboindia.com

www.oboindia.com

Building Connections

